

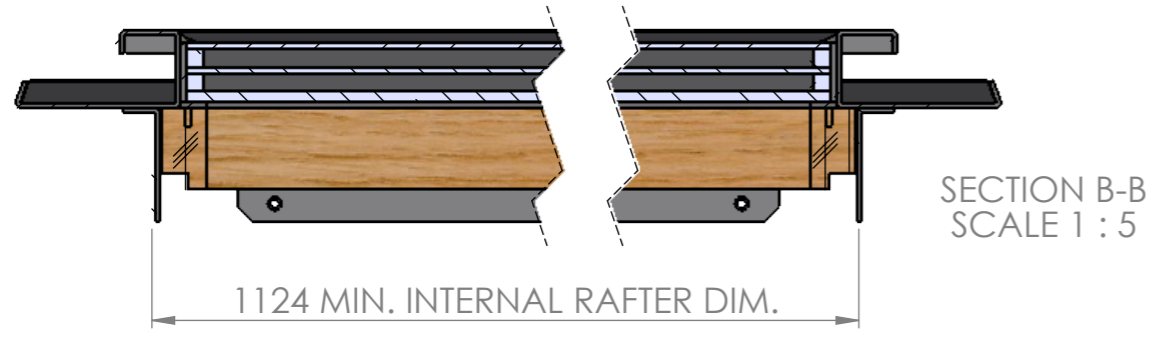
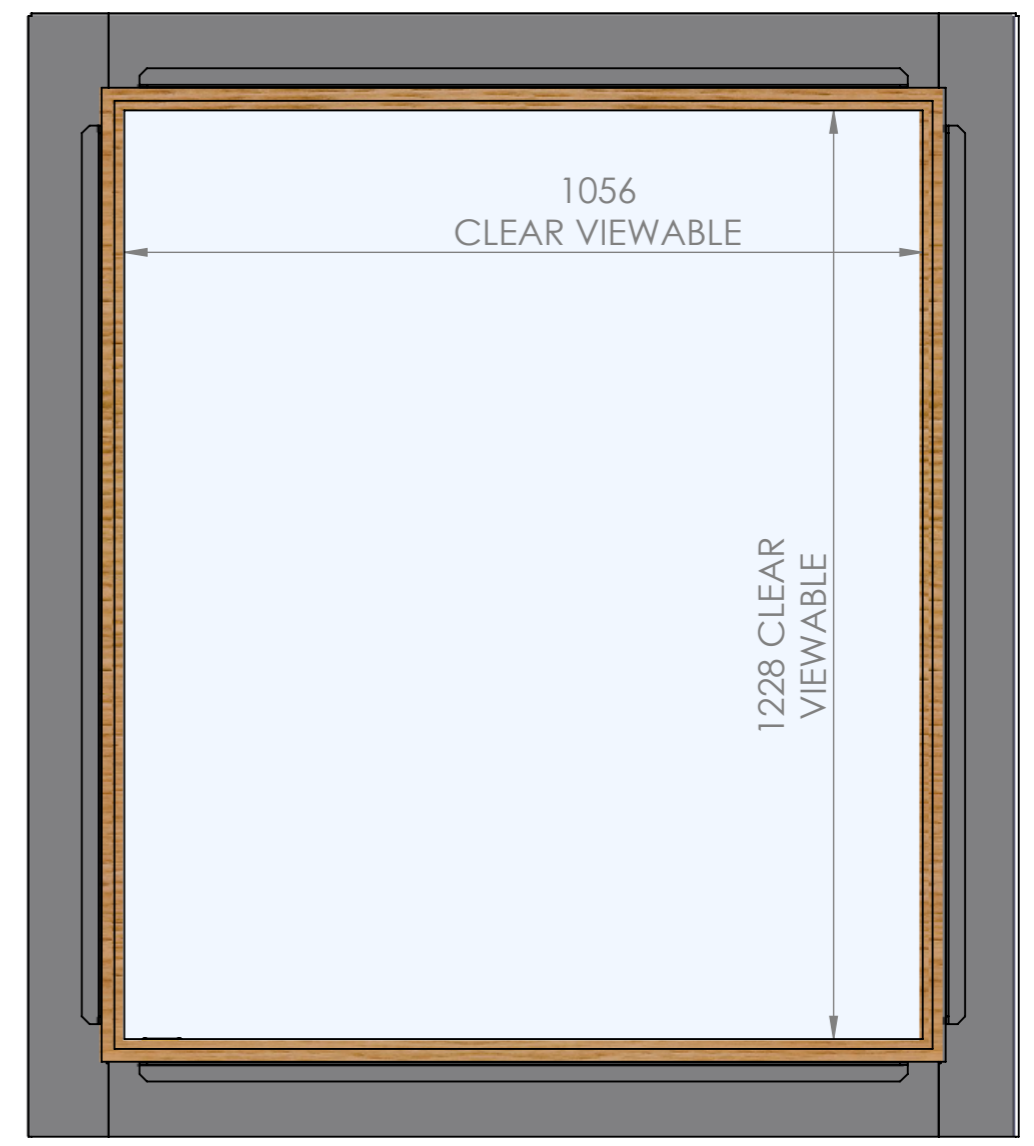
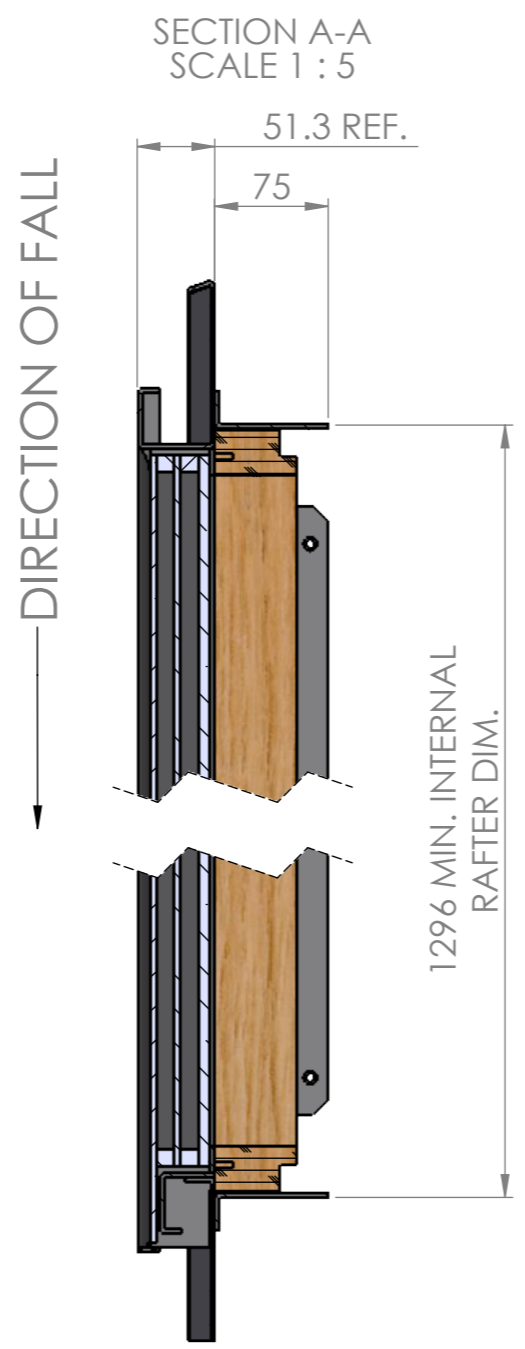
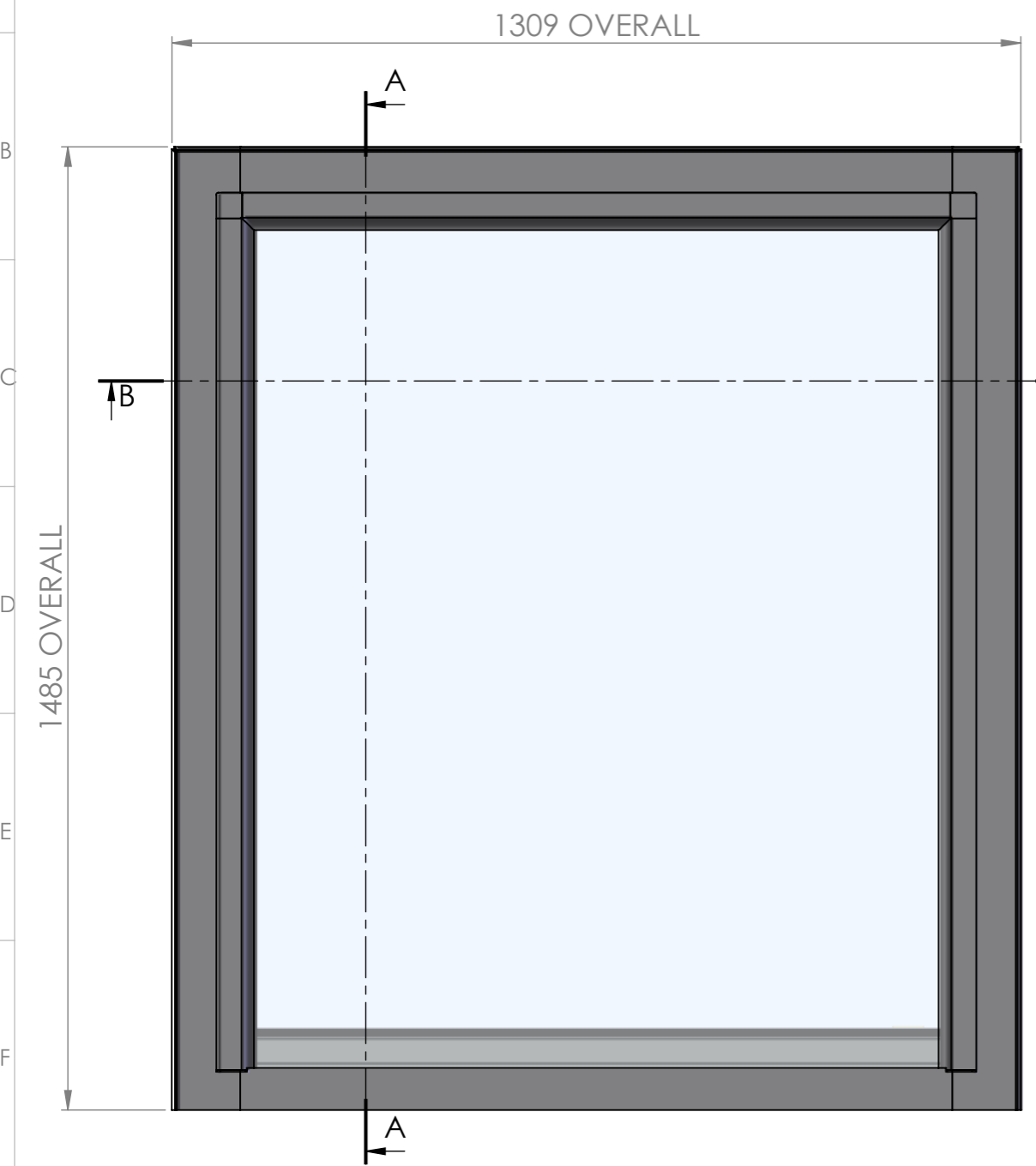
GENERAL INFORMATION
 3RD ANGLE PROJECTION
 DO NOT SCALE - IF IN DOUBT, ASK
 REMOVE ALL SHARP EDGES AND BURRS

ITEM NO.	PART NUMBER	DESCRIPTION	QTY.
1	MGL0104A	OUTER FRAME GA	1
2	MGL0105P	DOUBLE GLAZED UNIT	1

TOLERANCES UNLESS OTHERWISE SPECIFIED

LINEAR - 0 DECIMAL PLACES	±1.0mm
LINEAR - 1 DECIMAL PLACES	±0.50mm
LINEAR - 2 DECIMAL PLACES	±0.15mm
ANGULAR	±1.0°
SURFACE FINISH - GENERAL	3.2 µm
SURFACE FINISH - MACHINED	1.6 µm
SURFACE FINISH - GROUND	0.4 µm
SURFACE FINISH - POLISHED	0.2 µm
SCREW THREAD - INTERNAL	6H
SCREW THREAD - EXTERNAL	6g

ENVIRONMENT CATEGORY - C5



THE INFORMATION CONTAINED IN THIS DRAWING IS THE SOLE PROPERTY OF METAL & GLASS LTD. ANY REPRODUCTION IN PART OR AS A WHOLE WITHOUT WRITTEN PERMISSION IS STRICTLY PROHIBITED
 SHEET: 1 OF 1 - A3
 DATE: 03/10/17 UNITS: mm; kg

DRAWN: S.C
 SCALE: 1:10
 WEIGHT: 93

TITLE: BESPOKE FIXED SHUT ROOF LIGHT GA
 REF: 355

MATERIAL: 316 ST STEEL
 SEALS/SEALANT COLOUR: BLACK/BLACK
 FINISH: SWEEP BLAST & POWDER COAT MNA05F BLACK

PART TYPE: MANUFACTURED
 PART REF: MGL0103A
 DRG. No. MGL0103A ISSUE: 1